Hangcha Europe GmbH
Mariechen-Graulich-Straße 12a,
65439 Flörsheim am Main,
Germany

Administration
Tel: 0049-61453769188
E-mail: admin@hangchaeurope.com

Sales Management
Thomas Dittrich
Mob: 0049-16096548808
E-mail:thomas.dittrich@hangchaeurope.com

Technical Support
Thomas Pannke
Mob: 0049-01759284213
E-mail: thomas.pannke@hangchaeurope.com

www.hangchaeurope.com

Folgen Sie uns auf Instagram

Folgen Sie uns auf Facebook

Folgen Sie uns auf YouTube

"Hangcha Forklift" App herunterladen

ISO14001:2015

ISO9001:2015

HANGCHA trucks conform to the European Safety Requirements.

HANGCHA Group Co., LTD behält sich das Recht vor, Änderungen bezgl. Farbe, Spezifikationen, Ausstattung und sonsstige Details, dierer Bröschüre ohne Vorankündigung vorzunehemn. Fahrzeugfarben können von den Farben in dieser Brochure abweichen.

2024 VERSION 1/COPYRIGHT 202403



A Series Double-column Pallet Stackers Mini Range II

with capacities of 1,200 to 1,500kg

The World of Hangcha
SINCE 1956

A Series Double-column Pallet Stackers Mini Range II

The A series 1.2t/1.5t mini stackers is a new generation of products designed by Hangcha for warehousing and logistics applications. Using the latest permanent magnet drive technology and with advanced performance, comfortable, safe and reliable operations and low costs, the products are ideal tools for loading, unloading and handling palletized goods in warehouses, supermarkets, workshops and homes.

Appearance

/ The new generation of A series double-column pallet stackers mini range II adopts a professional industrial exterior design. The vehicle has a smooth vivid profile, a compact shape and a fully ergonomic design, and follows the latest exterior design trend.
/ With a large number of steel plate stamping and injection molding processes to enable a robust and durable high-grade product that meets environmental protection requirements.

Comfort

/ With the compact and stylish tiller, all operations can be easily completed with one hand.
/ The optimized design of the body structure provides an excellent operating view and to get in/out the pallet more easily.
/ Thanks to the compact, lightweight and flexible, it can be operated very easily and can pass through narrow aisles.
/ The truck can be operated in narrow space with the upright walking.
/ Gel battery: a maintenance-free battery.
/ The built-in charger is very convenient.

Safety

/ With the functions of release braking, reverse braking and emergency braking to ensure safe driving.
/ With protection for preventing sliding down a ramp to ensure safe operation.
/ The emergency reverse button on the top of the tiller can effectively prevent the driver from being injured in an emergency occurring.
/ Soft landing system can automatically slow down the lowering speed and effectively protect the goods.

High performance

/ With high power and a rated load capacity to meet the handling needs of most customers.
/ With a permanen t magnet brush/synchronous motor with excellent performance and low heat generation.
/ The truck with regenerative braking provides protection for preventing sliding down a ramp.
/ The A2MJ model uses a permanent magnet brush controller with mature technology, and a motor with good universality and a low cost.
/ The A2MA model uses a permanent magnet synchronous controller with advanced technology, and a maintenance-free brushless motor with excellent performance.
/ The mast is made of special steel, and the outer mast is a welded structure, which reduces the weight of the vehicle and increases the rigidity.

The multi-function tiller is integrated with a code lock, display instruments and all operating buttons

Reliability

/ The bearing wheel adopts a clamping plate structure, which can adapt to uneven roads and improve the service life of the bearing wheel.
/ With a high-strength steel frame structure, the truck has a large residual load capacity and a long service life.
/ The truck with four-point design provides good road holding ensure high stability and a good view.
/ The whole system uses waterproof connectors, and all wires and cables have reliable protection, which greatly improves the reliability of the electrical system.
/ With a superior low noise and low vibration hydraulic power unit to enable stable and reliable lifting and lowering.
/ The hydraulic unit and the frame are flexibly connected so that the vibration transmitted from the road surface to the hydraulic unit can be absorbed and the reliability of the hydraulic unit is improved greatly.
/ The stamped fork with higher strength and impact resistance, and guided fork prongs, further improve operation efficiency.

Maintenance

/ The battery indicator can duly prompt the user to charge.
/ With a rear hood that can be completely opened to expose all components and facilitate the maintenance of the truck.

Standard Specification

/ Permanent magnet brush (A2MJ) / permanent magnet synchronous (A2MA) motor
/ Permanent magnet brush (A2MJ) / permanent magnet synchronous (A2MA) controller
/ Hydraulic power unit
/ Emergency power off switch
/ PU wheel
/ Fork length: 1150mm
/ Fork interval: 560mm
/ Multi-function tiller with a code lock and display instruments
/ Horn
/ Built-in charger

Options

/ Lift height: 2.0-3.6m
/ A full range of optional fork length
/ Distance between fork-arms: 680mm
/ Reflective mirror
/ Key switch
/ Universal key switch
/ Working timing function
/ Charge interlocking
/ Gel battery: 24V/100/125Ah for 1.2t
/ Gel battery: 24V/125Ah for 1.5t



A Series Double-column Pallet Stackers Mini Range II Specification

Distinguishing mark	1.1	Manufacturer		HANGCHA GROUP CO.,LTD.																
	1.2	Manufacturer's type designation		CDD12-A2MJ-SZ	CDD15-A2MJ-SZ	CDD12-A2MJ2-SZ	CDD15-A2MJ2-SZ	CDD12-A2MC2-SZ	CDD15-A2MC2-SZ	CDD12-A2MA-SZ	CDD15-A2MA-SZ	CDD12-A2MJ-ISZ	CDD15-A2MJ-ISZ	CDD12-A2MJ2-ISZ	CDD15-A2MJ2-ISZ	CDD12-A2MC2-ISZ	CDD15-A2MC2-ISZ	CDD12-A2MA-ISZ	CDD15-A2MA-ISZ
	1.4	Operator type: hand, pedestrian, standing, seated, order-picker		Pedestrian	Pedestrian	Pedestrian	Pedestrian	Pedestrian	Pedestrian	Pedestrian	Pedestrian	Pedestrian	Pedestrian	Pedestrian	Pedestrian	Pedestrian	Pedestrian	Pedestrian	Pedestrian
	1.5	Rated capacity/rated load	Q (kg)	1200	1500	1200	1500	1200	1500	1200	1500	1200	1500	1200	1500	1200	1500	1200	1500
	1.6	Load centre distance	c (mm)	600	600	600	600	600	600	600	600	600	600	600	600	600	600	600	600
	1.9	Wheelbase	y (mm)	1188	1198	1188	1198	1188	1198	1188	1198	1188	1198	1188	1198	1188	1198	1188	1198
Weight	2.1	Service Weight(Including battery)	kg	560	630	560	630	560	630	560	630	556	614	556	614	556	614	556	614
		Battery Weight	kg	52	52	52	52	52	52	52	52	18	18	18	18	18	18	18	18
Tyres, chassis	3.1	Tyres: solid rubber, superelastic, pneumatic, polyurethane		PU	PU	PU	PU	PU	PU	PU	PU	PU	PU	PU	PU	PU	PU	PU	PU
	3.2	Tyre size, front		φ210×70	φ210×70	φ210×70	φ210×70	φ210×70	φ210×70	φ210×70	φ210×70	φ210×70	φ210×70	φ210×70	φ210×70	φ210×70	φ210×70	φ210×70	φ210×70
	3.3	Tyre size, rear		φ80×64	φ80×64	φ80×64	φ80×64	φ80×64	φ80×64	φ80×64	φ80×64	φ80×64	φ80×64	φ80×64	φ80×64	φ80×64	φ80×64	φ80×64	φ80×64
	3.4	Additional wheel (dimensions)		φ80×64	φ80×64	φ80×64	φ80×64	φ80×64	φ80×64	φ80×64	φ80×64	φ80×64	φ80×64	φ80×64	φ80×64	φ80×64	φ80×64	φ80×64	φ80×64
	3.5	Wheels, number front / rear (x = driven wheels)		1x+1/4	1x+1/4	1x+1/4	1x+1/4	1x+1/4	1x+1/4	1x+1/4	1x+1/4	1x+1/4	1x+1/4	1x+1/4	1x+1/4	1x+1/4	1x+1/4	1x+1/4	1x+1/4
	3.6	Tread, front	b_{10} (mm)	566	566	566	566	566	566	566	566	566	566	566	566	566	566	566	566
	3.7	Tread, rear	b_{11} (mm)	396	396	396	396	396	396	396	396	396	396	396	396	396	396	396	396
Dimessions	4.4	Lift	h_3 (mm)	2500	2500	2500	2500	2500	2500	2500	2500	2500	2500	2500	2500	2500	2500	2500	2500
	4.9	Height drawbar in driving position min./max.	h_{14} (mm)	720/1160	720/1160	720/1160	720/1160	720/1160	720/1160	720/1160	720/1160	720/1160	720/1160	720/1160	720/1160	720/1160	720/1160	720/1160	720/1160
	4.15	Fork height,lowered	h_{13} (mm)	85	85	85	85	85	85	85	85	85	85	85	85	85	85	85	85
	4.19	Overall length	l_1 (mm)	1698	1708	1698	1708	1698	1708	1698	1708	1698	1708	1698	1708	1698	1708	1698	1708
	4.21	Overall width	b_1 (mm)	800	800	800	800	800	800	800	800	800	800	800	800	800	800	800	800
	4.22	Fork dimensions	s/e/l (mm)	60/170/1150	60/170/1150	60/170/1150	60/170/1150	60/170/1150	60/170/1150	60/170/1150	60/170/1150	60/170/1150	60/170/1150	60/170/1150	60/170/1150	60/170/1150	60/170/1150	60/170/1150	60/170/1150
	4.25	Distance between fork-arms	b_5 (mm)	560	560	560	560	560	560	560	560	560	560	560	560	560	560	560	560
	4.32	Ground clearance, centre of wheelbase	m_2 (mm)	26	26	26	26	26	26	26	26	26	26	26	26	26	26	26	26
	4.34.1	Aisle width for pallets 1000 x 1200 crossways	A_{st} (mm)	19421)	19521)	1942[1)]	1952[1)]	1942[1)]	1952[1)]	1942[1)]	1952[1)]	19421)	19521)	1942[1)]	1952[1)]	1942[1)]	1952[1)]	1942[1)]	1952[1)]
	4.34.2	Aisle width for pallets 800 x 1200 lengthways	A_{st} (mm)	19942)	20042)	1994[1)]	2004[1)]	1994[1)]	2004[1)]	1994[1)]	2004[1)]	19942)	20042)	1994[1)]	2004[1)]	1994[1)]	2004[1)]	1994[1)]	2004[1)]
	4.35	Turning radius	W_a (mm)	1392	1402	1392	1402	1392	1402	1392	1402	1392	1402	1392	1402	1392	1402	1392	1402
Performance data	5.1	Travel speed,laden/unladen	km/h	4.2/4.5	4.2/4.5	4.2/4.5	4.2/4.5	4.2/4.5	4.2/4.5	4.2/4.5	4.2/4.5	4.2/4.5	4.2/4.5	4.2/4.5	4.2/4.5	4.2/4.5	4.2/4.5	4.2/4.5	4.2/4.5
	5.2	Lift speed,laden/unladen	m/s	0.110/0.150	0.085/0.110	0.110/0.150	0.085/0.110	0.110/0.150	0.085/0.110	0.110/0.150	0.085/0.110	0.110/0.150	0.085/0.110	0.110/0.150	0.085/0.110	0.110/0.150	0.085/0.110	0.110/0.150	0.085/0.110
	5.3	Lowering speed,laden/unladen	m/s	0.120/0.120	0.110/0.100	0.120/0.120	0.110/0.100	0.120/0.120	0.110/0.100	0.120/0.120	0.110/0.100	0.120/0.120	0.110/0.100	0.120/0.120	0.110/0.100	0.120/0.120	0.110/0.100	0.120/0.120	0.110/0.100
	5.8	Max Gradeability,laden/unladen	%	6/10	6/10	6/10	4/10	6/10	4/10	6/10	6/10	6/10	6/10	6/10	4/10	6/10	4/10	6/10	6/10
Electric Engine	6.1	Drive motor rating S2 60 min	kW	0.65	0.65	0.65	0.65	0.65	0.65	0.65	0.65	0.65	0.65	0.65	0.65	0.65	0.65	0.65	0.65
	6.2	Lift motor rating at S3 15%	kW	2.2	2.2	2.2	2.2	2.2	2.2	2.2	2.2	2.2	2.2	2.2	2.2	2.2	2.2	2.2	2.2
	6.4	Battery voltage,rated capacity	V/Ah	24/85	24/100	24/85	24/100	24/85	24/100	24/85	24/100	24/60	24/60	24/60	24/60	24/60	24/60	24/60	24/60
	8.1	Type of drive control		DC	DC	DC	DC	DC	DC	PMSM	PMSM	DC	DC	DC	DC	DC	DC	PMSM	PMSM

Note: 1). VDI 2198: +284mm
2). VDI 2198: +166mm
All models are CE model

A Series Double-column Pallet Stackers Mini Range II Specification

Distinguishing mark	1.1	Manufacturer		HANGCHA GROUP CO.,LTD.															
	1.2	Manufacturer's type designation		CTD12-A2MC2-SZ	CTD15-A2MC2-SZ	CTD12-A2MC2-ISZ	CTD15-A2MC2-ISZ	CTD12-A2MJ2-SZ	CTD15-A2MJ2-SZ	CTD12-A2MJ2-ISZ	CTD15-A2MJ2-ISZ	CTD12-A2MA-SZ	CTD15-A2MA-SZ	CTD12-A2MA-ISZ	CTD15-A2MA-ISZ
	1.4	Operator type: hand, pedestrian, standing, seated, order-picker		Pedestrian	Pedestrian	Pedestrian	Pedestrian	Pedestrian	Pedestrian	Pedestrian	Pedestrian	Pedestrian	Pedestrian	Pedestrian	Pedestrian
	1.5	Rated capacity/rated load	Q (kg)	1200	1500	1200	1500	1200	1500	1200	1500	1200	1500	1200	1500
	1.6	Load centre distance	c (mm)	600	600	600	600	600	600	600	600	600	600	600	600
	1.9	Wheelbase	y (mm)	1188	1188	1188	1188	1188	1188	1188	1188	1188	1188	1188	1188
Weight	2.1	Service Weight(Including battery)	kg	638	668	634	664	638	668	634	664	638	668	634	664
		Battery Weight	kg	52	52	18	18	52	52	18	18	52	52	18	18
Tyres, chassis	3.1	Tyres: solid rubber, superelastic, pneumatic, polyurethane		PU	PU	PU	PU	PU	PU	PU	PU	PU	PU	PU	PU
	3.2	Tyre size, front		φ210×70	φ210×70	φ210×70	φ210×70	φ210×70	φ210×70	φ210×70	φ210×70	φ210×70	φ210×70	φ210×70	φ210×70
	3.3	Tyre size, rear		φ80×64	φ80×64	φ80×64	φ80×64	φ80×64	φ80×64	φ80×64	φ80×64	φ80×64	φ80×64	φ80×64	φ80×64
	3.4	Additional wheel (dimensions)		φ80×64	φ80×64	φ80×64	φ80×64	φ80×64	φ80×64	φ80×64	φ80×64	φ80×64	φ80×64	φ80×64	φ80×64
	3.5	Wheels, number front / rear (x = driven wheels)		1x+1/4	1x+1/4	1x+1/4	1x+1/4	1x+1/4	1x+1/4	1x+1/4	1x+1/4	1x+1/4	1x+1/4	1x+1/4	1x+1/4
	3.6	Tread, front	b_{10} (mm)	566	566	566	566	566	566	566	566	566	566	566	566
	3.7	Tread, rear	b_{11} (mm)	1190	1190	1190	1190	1190	1190	1190	1190	1190	1190	1190	1190
Dimessions	4.4	Lift	h_3 (mm)	2500	2500	2500	2500	2500	2500	2500	2500	2500	2500	2500	2500
	4.9	Height drawbar in driving position min./max.	h_{14} (mm)	720/1160	720/1160	720/1160	720/1160	720/1160	720/1160	720/1160	720/1160	720/1160	720/1160	720/1160	720/1160
	4.15	Fork height,lowered	h_{13} (mm)	50	50	50	50	50	50	50	50	50	50	50	50
	4.19	Overall length	l_1 (mm)	1665	1665	1665	1665	1665	1665	1665	1665	1665	1665	1665	1665
	4.21	Overall width	b_1 (mm)	1310	1310	1310	1310	1310	1310	1310	1310	1310	1310	1310	1310
	4.22	Fork dimensions	s/e/l (mm)	35/100/1070	35/100/1070	35/100/1070	35/100/1070	35/100/1070	35/100/1070	35/100/1070	35/100/1070	35/100/1070	35/100/1070	35/100/1070	35/100/1070
	4.25	Distance between fork-arms	b_5 (mm)	210-790	210-790	210-790	210-790	210-790	210-790	210-790	210-790	210-790	210-790	210-790	210-790
	4.32	Ground clearance, centre of wheelbase	m_2 (mm)	36	36	36	36	36	36	36	36	36	36	36	36
	4.34.1	Aisle width for pallets 1000 x 1200 crossways	A_{st} (mm)	1908[3)]	1908[3)]	1908[3)]	1908[3)]	1908[3)]	1908[3)]	1908[3)]	1908[3)]	1908[3)]	1908[3)]	1908[3)]	1908[3)]
	4.34.2	Aisle width for pallets 800 x 1200 lengthways	A_{st} (mm)	2038[4)]	2038[4)]	2038[4)]	2038[4)]	2038[4)]	2038[4)]	2038[4)]	2038[4)]	2038[4)]	2038[4)]	2038[4)]	2038[4)]
	4.35	Turning radius	W_a (mm)	1392	1392	1392	1392	1392	1392	1392	1392	1392	1392	1392	1392
Performance data	5.1	Travel speed,laden/unladen	km/h	4.2/4.5	4.2/4.5	4.2/4.5	4.2/4.5	4.2/4.5	4.2/4.5	4.2/4.5	4.2/4.5	4.2/4.5	4.2/4.5	4.2/4.5	4.2/4.5
	5.2	Lift speed,laden/unladen	m/s	0.110/0.150	0.085/0.110	0.110/0.150	0.085/0.110	0.110/0.150	0.085/0.110	0.110/0.150	0.085/0.110	0.110/0.150	0.085/0.110	0.110/0.150	0.085/0.110
	5.3	Lowering speed,laden/unladen	m/s	0.120/0.120	0.110/0.100	0.120/0.120	0.110/0.100	0.120/0.120	0.110/0.100	0.120/0.120	0.110/0.100	0.120/0.120	0.110/0.100	0.120/0.120	0.110/0.100
	5.8	Max Gradeability,laden/unladen	%	6/10	4/10	6/10	4/10	6/10	4/10	6/10	4/10	6/10	6/10	6/10	6/10
Electric Engine	6.1	Drive motor rating S2 60 min	kW	0.65	0.65	0.65	0.65	0.65	0.65	0.65	0.65	0.65	0.65	0.65	0.65
	6.2	Lift motor rating at S3 15%	kW	2.2	2.2	2.2	2.2	2.2	2.2	2.2	2.2	2.2	2.2	2.2	2.2
	6.4	Battery voltage,rated capacity	V/Ah	24/85	24/100	24/60	24/60	24/85	24/100	24/60	24/60	24/85	24/100	24/60	24/60
	8.1	Type of drive control		DC	DC	DC	DC	DC	DC	DC	DC	PMSM	PMSM	PMSM	PMSM

Note: 3). VDI 2198: +343mm
4). VDI 2198: +249mm
All models are CE model

Mast Specification

Mast Type	Max Lifting Height h3	Max.fork height (h_3 +h_{13})	Lowered Height h_1	Extended Height h_4	Free lift	Load Capacity at 600mm	
						1.2t	1.5t
	mm	mm	mm	mm	mm	kg	kg
Single cylinder duplex mast	2000	2085	1574	2574	0	1200	1500
	2500	2585	1824	3074	0	1200	1200
	2700	2785	1924	3274	0	1000	1000
	3000	3085	2074	3574	0	900	900
	3300	3385	2224	3874	0	750	750
	3600	3685	2458	4258	0	600	600

Straddle Leg Mast Specification
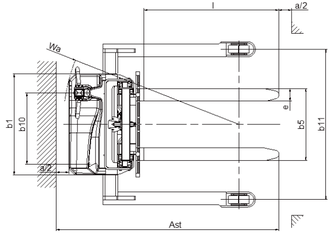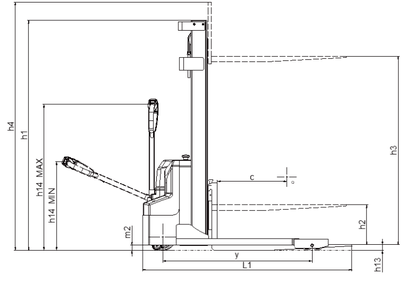
Mast Type	Max Lifting Height h3	Max.fork height (h_3 +h_{13})	Lowered Height h_1	Extended Height h_4	Free lift	Load Capacity at 600mm	
						1.2t	1.5t
	mm	mm	mm	mm	mm	kg	kg
Single cylinder duplex mast	2000	2085	1593	2593	0	1200	1500
	2500	2585	1843	3093	0	1200	1200
	2700	2785	1943	3293	0	1000	1000
	3000	3085	2093	3593	0	900	900
	3300	3385	2243	3893	0	750	750
	3600	3685	2471	4277	0	600	600